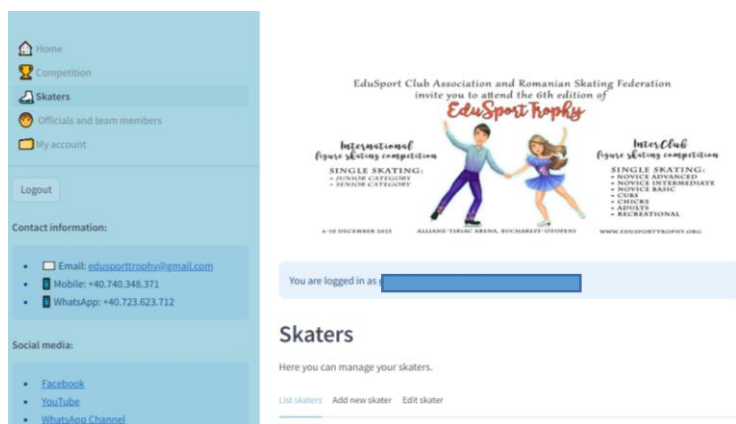


How to register in competition: EduSport Trophy Portal <https://portal.edusporttrophy.org/>

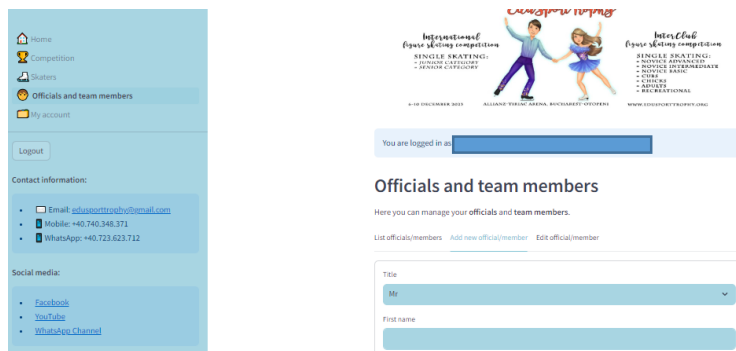
On this platform, you have the possibility to enroll your club or federation and take part in the EduSport Trophy competition.

After completing the registration process for your club or federation, you'll be able to register your skaters, manage your team, upload necessary documents, sign up for events, and access numerous other features.

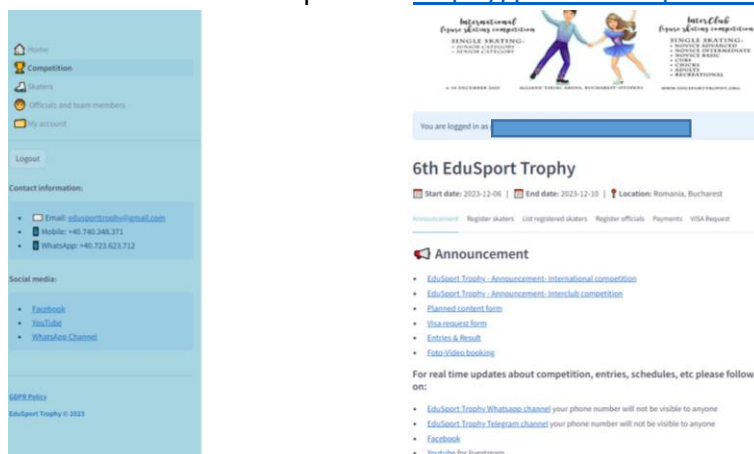
- Step 1: Create an account for your federation on club.
- Step 2: Add the skaters in the [Skaters tab](#) from your federation or club account.



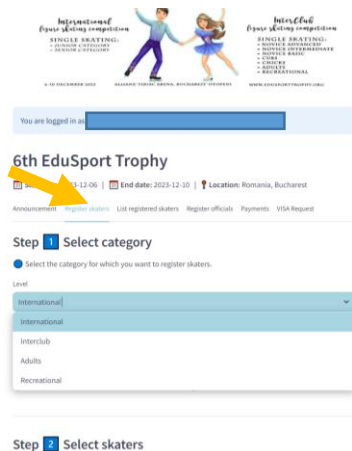
- Step 3: Add the officials and team members in the [Officials and team members](#) from your federation or club account.



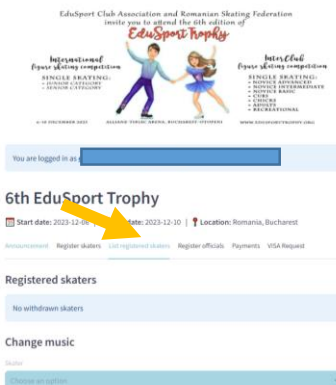
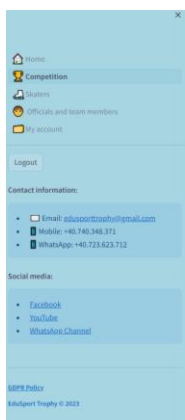
- Step 4: Enter the skaters in the competition <https://portal.edusporttrophy.org/Competition>



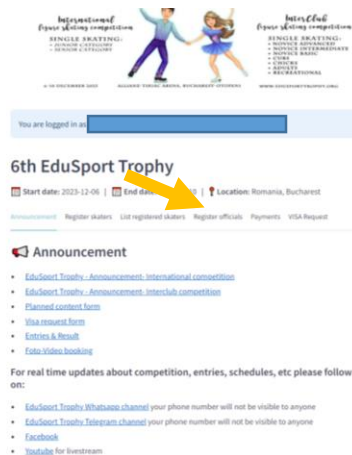
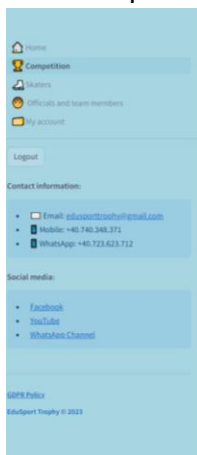
- Step 4.1: Register skaters – at this step you can enter in the competition the skaters added in your account at step 2:
 - Add the category
 - Add the music
 - Add the Planned content form for all the categories



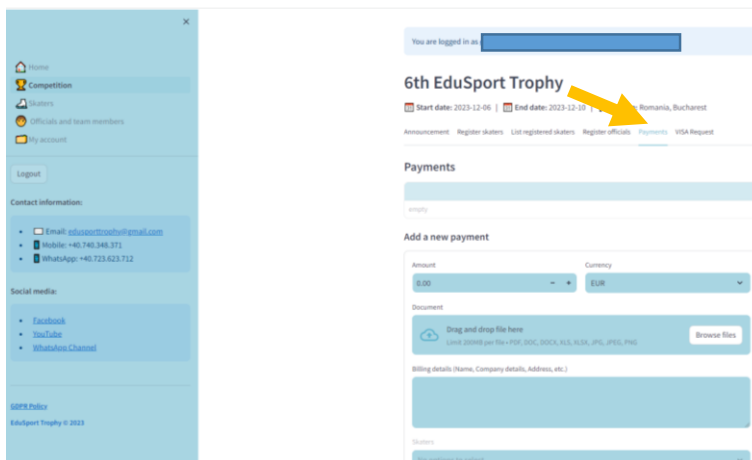
- Step 4.2: List registered skaters – at this step you can see all the skaters entered in the competition at step 4.1., withdraw the skaters or change the music, if necessary.



- Step 4.3: Register officials - at this step you can add for accreditation the persons added in your account at step 3.



- Step 4.4: Payments – here you can upload the proof of payments, add the athletes you paid for and write the invoice details.



- Step 4.5: VISA request - If you need an official letter in order to obtain a visa, please fill out the VISA form and upload it here.

